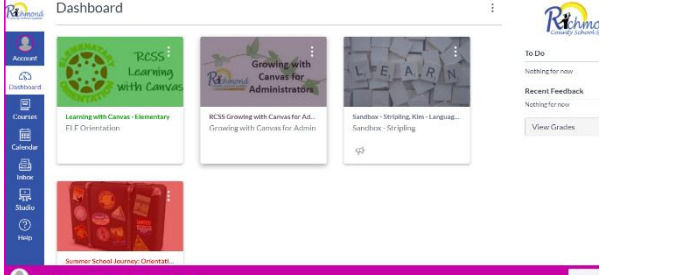
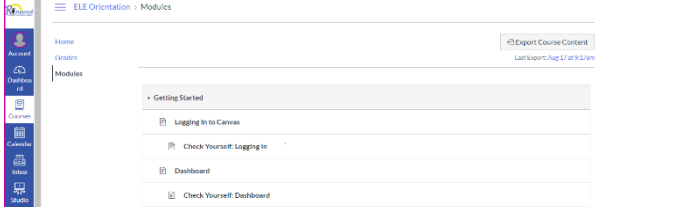
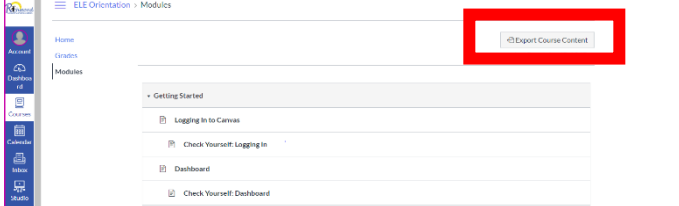
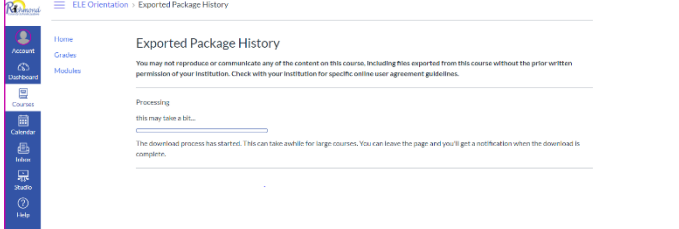


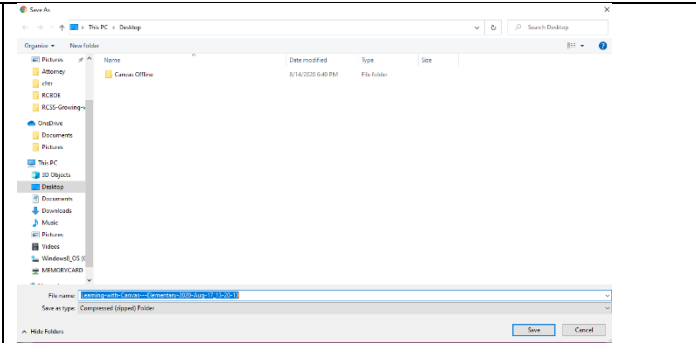
# Teacher Version - Downloading Canvas Courses to Use Offline

Teachers – please note – many of our students may not have Internet access. So, they may have to use a phone and update their Canvas every two weeks. In order to accommodate their needs, please be aware of some tips with your course creation in Canvas:


- Use Modules to organize your course content. This is how the students will get their content.
- Do not add prerequisites to your courses if they will be used with students with limited Internet access. The download will not allow content to show up.
- Whenever you update content, you will want to notify your students so that they can “redownload” the course.
- Video links should be embedded in the content – not a link to another website.
- Discussions cannot be accessed in an offline download. They can see the discussion topic, but cannot participate unless they email you their response.

<p>Log into your Canvas account.</p>	
<p>Open the course you need to download and go to Modules.</p>	
<p>Click on Export Course Content</p>	
<p>This will start the download of your course. This may take a few minutes depending on the size of the course.</p>	

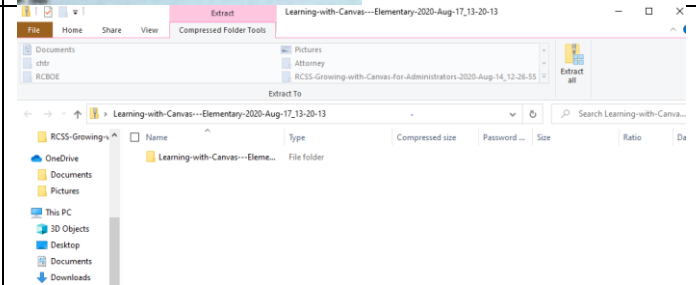
Once the download is complete, it will pop up a window asking where to store the download on your device. It will save where you determine as a Compressed (zipped) folder.



Next, you will have to open the compressed folder to retrieve the content.

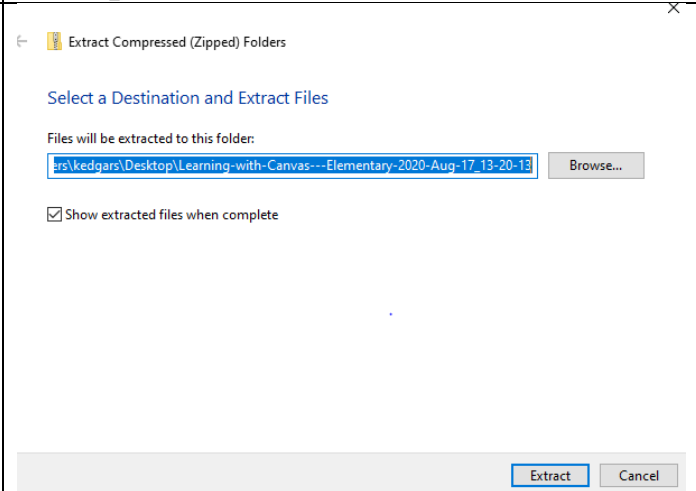


If you have software on your device to open a compressed folder, you will need to click on Extract All.

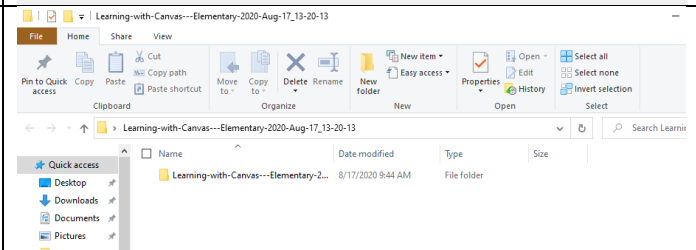


If you don't have software to open a Zipped file, search apps like WinZip or RAR

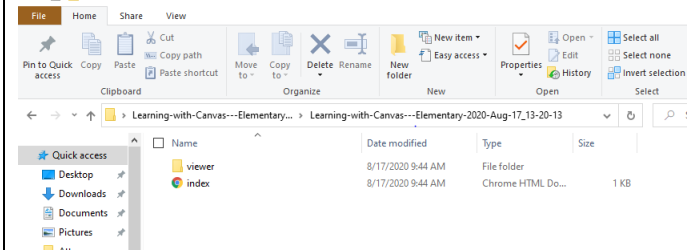
Select your destination for your unzipped file and click on Extract.



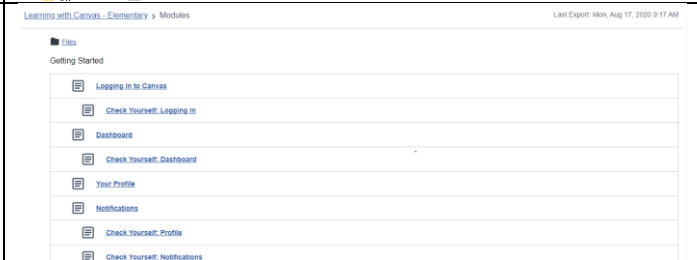
Double-click to open your unzipped file.



Then, double-click on Index. This will open your course content even when you do not have Internet access.



It will show the modules as links that you can click on to advance through the course.



Note: In the upper right hand corner, the date that you downloaded the modules is listed. This date will change each time you download modules so that you can always keep the latest files from your course.